



1690 Brandywine Avenue,
Chula Vista, CA 91911, U.S.A.
Telephone (619) 216-3400
Fax (619) 216-3434
Email: info@lyonusa.com
www.lyonusa.com

PRICE SCHEDULE

**PLWS-29
EFFECTIVE
JAN. 2, 2007**

THIS PRICE LIST SUPERSEDES AND REPLACES ALL PREVIOUS PRICE SCHEDULES AND IS SUBJECT TO CHANGE WITHOUT NOTICE, DISCOUNTS, IF ANY, APPLY ONLY TO ORDERS OF \$20.00 OR MORE. WE HAVE A MINIMUM ORDER CHARGE OF \$15.00

Please allow 5 to 7 working days for order to be shipped. Some items in this schedule are not stocked. Shipment of these items will be longer than 5 to 7 working days.

NOTE: 230 Volt units may or may not be in stock due to shipment levels. Please allow 4 to 6 weeks for shipment of 230 Volt units. Units using Australian and European power cords are not stocked and are built to order only.

Order paid by personal check or company check (where company is not known to us) will be held seven (7) working days before shipment is made.

NOTICE: Lyon Technologies, Inc., reserves the right to delete, change, or modify products at any time without notice or obligation in respect to previous models sold. Every attempt has been made to provide accurate data and pricing information in our Catalogs and Price Schedules. We assume no liability for errors, omissions or printing errors.

TERMS AND CONDITIONS OF SALE

1. **SCOPE.** These terms of sale apply to the sales of products by Lyon Technologies, Inc. (Seller). These terms may in some instances conflict with some of the terms proposed by the Buyer. Therefore, acceptance of the Buyer's order is made only on the express understanding that to the extent that any of these terms and conditions conflict with any terms of the Buyer's order, these terms and conditions shall govern. These terms shall be deemed accepted by Buyer's placing an order, accepting the goods, or tendering full or partial payment. Seller's failure to object to provisions contained in any communication from Buyer shall not be deemed a waiver of these terms. Any additions to or deviation from these terms must be proposed to Seller at its office, and must be accepted in writing by Seller before such terms will become part of the contract.
2. **APPROVAL OF ORDERS.** All orders and contracts must be approved and accepted by Seller at its office.
3. **PRICE.** The price to be paid by Buyer shall be that contained on Seller's price list and/or catalog at the time the order is received. Seller reserves the right to change prices without notice.
4. **PAYMENT.** Unless otherwise expressly agreed, no order will be accepted by Seller unless the full purchase price and all other charges accompany the order. If Seller agrees to sell to Buyer on open account, Buyer shall pay the full price and all charges within thirty (30) days after shipment of the goods by Seller.
5. **LATE PAYMENT CHARGE.** Buyer shall pay a late payment charge equal to 1.5% per month on any payment which is not paid when due.
6. **SECURITY INTEREST.** Seller shall retain a security interest in all goods, as security for the full payment of all sums owed by Buyer. Buyer hereby appoints Seller as Buyer's agent to sign and file any UCC-1 financing statements to evidence this security interest.
7. **SALES TAX.** Buyer shall pay any and all applicable tax or use tax, if any, plus any other applicable federal, state, or local taxes imposed on this sale, excluding, however, any income tax.
8. **SELLER TO PACKAGE GOODS.** Seller will package the goods for shipment within the continental United States. Buyer shall pay Seller the reasonable cost of packaging pursuant to Buyer's special instructions or for export.
9. **SHIPPING.** All shipments are F.O.B. point of shipment. Unless otherwise expressly agreed, shipments shall be rerouted at Seller's discretion. Buyer shall pay Seller the cost of shipment, including any export charges or taxes. All costs of insurance, documentations, and bank charges incurred in shipments shall be borne by Buyer.
10. **RISK OF LOSS.** Title and risk of loss or damage passes to Buyer when accepted by the carrier at point of shipment. Claims for loss or damage during transit or storage must be made by Buyer directly to the carrier, storage company, or insurance company, if any. Seller will insure the goods during shipment. Insurance charges are to be paid for by Buyer.
11. **INSPECTION.** Buyer shall promptly examine all goods upon delivery. Buyer shall notify Seller within ten (10) business days after delivery of any damages on account of condition, quality or grade of the goods, and Buyer must specify in detail the basis of the claim. Failure of Buyer to comply with these terms shall constitute acceptance of the goods and a waiver of any claims for damages.
12. **REQUIRED AUTHORIZATION FOR RETURN OF UNUSED GOODS.** Goods may be returned to Seller for credit only upon authorization issued by Seller, at Seller's option, subject to a restocking charge. Authorization may be sought by writing to 1690 Brandywine Ave., Chula Vista, CA 91911, or telephoning (619) 216-3400. All returned items must be sent to Lyon's street address, 1690 Brandywine Ave., Chula Vista, CA 91911, freight prepaid and no items returned will be accepted unless in a new, unused condition. No obsolete products may be returned. No special item of manufacturer may be returned to Seller for credit.
13. **DISCLAIMER OF WARRANTIES.**
 - 13.1 **GOODS ARE OFFERED AS IS AND WITH ALL FAULTS.** THE ENTIRE RISK AS TO THE QUALITY AND PERFORMANCE OF THE GOODS IS WITH BUYER. SHOULD THE GOODS PROVE DEFECTIVE FOLLOWING THEIR PURCHASE, THE BUYER, AND NOT THE MANUFACTURER OR SELLER, ASSUMES THE ENTIRE COST OF ALL SERVICING REPAIRS, BUYER UNDERSTANDS THAT ALL EXPRESSED AND IMPLIED WARRANTIES ARE EXCLUDED FROM THIS SALE, EXCEPTING ONLY AS SPECIFIED IN SECTION 20 BELOW.
 - 13.2 **SOME STATES DO NOT ALLOW LIMITATIONS ON HOW LONG AN IMPLIED WARRANTY LASTS OR EXCLUSIONS OR LIMITATIONS OF INCIDENTAL OR CONSEQUENTIAL DAMAGES, SO THE ABOVE LIMITATION MAY NOT APPLY TO YOU. THE LIMITED WARRANTY CONTAINED HEREIN GIVES YOU SPECIFIC LEGAL RIGHTS, AND YOU MAY HAVE OTHER RIGHTS WHICH VARY FROM STATE TO STATE.**
14. **DISCLAIMER OF WARRANTY OF MERCHANTABILITY AND FITNESS.** NO WARRANTY OF MERCHANTABILITY OR FITNESS FOR INTENDED OR PARTICULAR PURPOSE IS IMPLIED IN THIS SALE. BUYER UNDERSTANDS AND AGREES THAT SELLER EXPRESSLY REFUSES TO GUARANTEE THAT THE GOODS ARE MERCHANTABILITY OR FIT FOR THE ORDINARY PURPOSES FOR WHICH SUCH GOODS ARE USED.
15. **AUTHORITY OF SELLER'S AGENT.** No agent, employee, or representative of the Seller has any authority to bind the Seller to any affirmation, representation, or warranty concerning the goods sold under this agreement, unless specifically included in writing.
16. **REMEDIES.** Buyer and Seller shall have all remedies afforded each by the California Commercial Code.

17. APPLICABLE LAW. The sale and any disputes arising hereunder shall be governed by the laws of the State of California. All disputes shall be resolved by courts in the County of San Diego, California, U.S.A.
18. ATTORNEY'S FEES. In the event of any dispute with respect to this sale or agreement, the party prevailing in any court resolution of such dispute shall be entitled to recover from the other party all reasonable attorney's fees and related costs.
19. ENTIRE AGREEMENT. This documentation, the order form and the current price schedule contain the entire agreement between parties, and they supersede all prior representations, agreements, understanding, trade practices, proposals or contracts. The word "products" and "goods" used herein mean one and the same thing.
20. LIMITED WARRANTY.

20.1 Certain products are purchased by Lyon Technologies, Inc., (Lyon) from other manufacturers, for resale as purchased. The warranty on such products is as provided by the other manufacturer, which warranty is assigned by Lyon to Buyer.

20.2 As to any products manufactured by Lyon, Lyon warrants its products to be free from defects in material and workmanship for a period of ninety (90) days after the date of purchase by the first user of the products. Within the warranty period, Lyon will repair or replace, at its option, subject to Buyer's receiving from Lyon an authorization for return of the products which are returned to Lyon with shipping charges prepaid, and are determined to be defective upon examination by Lyon. This warranty will not apply to any product which has been subject to alteration, misuse, abuse, rough handling, negligence, accident or other circumstances beyond the control of Lyon.

| CATALOG NUMBER | BLADE TYPE | PRODUCT INFORMATION | SUGGESTED LIST PRICE | CODE |
|----------------|---------------|--|----------------------|------|
| 930-000 | BC BLADE | For Baby Chicks, 2 cutting edges | 3.55 | B |
| 930-002 | D BLADE | Debilling Blade | 4.00 | B |
| 930-003 | DL BLADE | For Searing | 4.00 | B |
| 930-004 | DLX BLADE | For Searing | 4.00 | B |
| 930-005 | DL2 BLADE | For Searing | 4.00 | B |
| 930-006 | H BLADE | Cutting Type Blade | 2.90 | B |
| 930-008 | IR BLADE | Cutting Blade for IR Attachment | 3.15 | B |
| 930-010 | IRXW BLADE | 1/4" Blade Area, 45° Slant | 3.45 | B |
| 930-011 | K BLADE | General Purpose Blade | 2.75 | B |
| 930-025 | KH BLADE | General Purpose Blade (Replaces K & H) | 2.45 | B |
| 930-012 | LD BLADE | Searing Blade | 4.10 | B |
| 930-013 | MN2 BLADE | Mike's Notching Blade | 4.10 | B |
| 930-016 | S BLADE | Extra Heavy Cutting Blade | 3.30 | B |
| 930-018 | TV BLADE | For TT and Super TT Debeakers | 6.15 | B |
| 200-000 | CONTACT LEADS | Set of 2 | 3.20 | B |
| 260-133 | 8-32 HEX NUTS | Bag of 1,000 | 19.65 | D |
| 310-004 | WRENCH | Wrench For Debeaker Blade Nuts | 1.15 | D |
| 310-085 | SPIN TIGHT | 8-32 Spin Tight For Use On Debeaker Blade Nuts | 6.40 | D |

SUPER V DEBEAKERS ^①

(Foot switch standard on all models except Toe Clipper units).

| SUPER V CATALOG NUMBER | A - C INPUT VOLTAGE | TYPE OF GAUGE OR ATTACHMENT | MECHANICAL DRIVE TYPE | SUGGESTED LIST PRICE | CODE |
|------------------------|---------------------|-----------------------------|-----------------------|----------------------|------|
|------------------------|---------------------|-----------------------------|-----------------------|----------------------|------|

SUPER V STANDARD DEBEAKER®

| | | | | | |
|---------|--------|----------|--------------|--------|----|
| 950-090 | 120VAC | SUPER V | DIRECT DRIVE | 972.00 | A1 |
| 950-091 | 230VAC | STANDARD | NO CAM | 979.00 | A1 |

SUPER V PRECISION DEBEAKER®

| | | | | | |
|---------|--------|--------------|---------------|--------|----|
| 950-092 | 120VAC | BP GAUGE | PRECISION CAM | 973.00 | A1 |
| 950-093 | 230VAC | WATERLESS | | 979.00 | A1 |
| 950-094 | 120VAC | B GAUGE | | 973.00 | A1 |
| 950-095 | 230VAC | WATER-COOLED | | 979.00 | A1 |

SUPER V TT DEBEAKER®

| | | | | | |
|---------|--------|---------|--------------|--------|----|
| 950-096 | 120VAC | SUPER V | DIRECT DRIVE | 973.00 | A1 |
| 950-097 | 230VAC | T.T. | NO CAM | 979.00 | A1 |

SUPER V DAY-OLD TURKEY DEBEAKER®

| | | | | | |
|---------|--------|---------------|--------------|--------|----|
| 950-098 | 120VAC | SUPER V | DIRECT DRIVE | 973.00 | A1 |
| 950-099 | 230VAC | TURKEYATTACH. | NO CAM | 979.00 | A1 |

SUPER V TOE CLIPPER UNITS

| | | | | | |
|---------|--------|-------|-------------------|--------|----|
| 950-102 | 120VAC | B11T | DOUBLEACTING CAM | 921.00 | A1 |
| 950-103 | 230VAC | GAUGE | WITH 33 RPM MOTOR | 943.00 | A1 |
| 950-111 | 120VAC | B11T | DOUBLEACTING CAM | 966.00 | A1 |
| | | GAUGE | WITH 50 RPM MOTOR | | |

① NOTE: To order 230VAC Super V with European power cord, add suffix "F" to catalog number (Example: 950-091F) and add \$5.00 to list price.

FOOT SWITCHES

| CATALOG NUMBER | CONTROL DESCRIPTION | SUGGESTED LIST PRICE | CODE |
|----------------|--|----------------------|------|
| 900-113 | Standard Foot Switch supplied with all Super V models. Not splash proof. | 75.00 | D |
| 900-115 | Heavy Duty Foot Switch. | 120.00 | D |

DEBEAKING AND TOE CLIPPING SYSTEMS ②

IMPORTANT ORDERING INFORMATION: Debeaking and Toe Clipping systems listed on this page are assembled at the factory. Each system consists of the *IMPROVED SUPER DEBEAKER*, Blade Attachment and Pow-R-Pak as selected by the customer. Whenever possible all adjustments are made so that the system can be placed into production with a minimum of setup time. They may be ordered with or without a control method according to the users requirements. Use of the *PRECISION DEBEAKING-PAK* without a control method is not recommended.

Once the desired system is selected, the single catalog number and control suffix (if used) are all that are required to order. (960 numbers apply only to systems).

To obtain a system with a control, add the appropriate suffix to the system catalog number: Add suffix TC for Finger Touch Control. Add suffix FS for Foot Switch Control

SYSTEMS USING IMPROVED SUPER DEBEAKER® AND MECHANICAL DRIVE POW-R-PAK
IMPORTANT: CONTROLS PRE-WIRED AT FACTORY. (ALL ARE CE APPROVED)

| SYSTEM CATALOG NUMBER | A - C INPUT VOLTS | ATTACHMENT TYPE AND CATALOG NUMBER | WITHOUT CONTROL | WITH TC CONTROL | WITH FS CONTROL | CODE |
|-----------------------|-------------------|------------------------------------|-----------------|-----------------|-----------------|------|
|-----------------------|-------------------|------------------------------------|-----------------|-----------------|-----------------|------|

PRECISION DEBEAKING-PAK (for 6-10 day Precision Block Debeaking) -- MECHANICAL DRIVE

| | | | | | | |
|---------|--------|---|--------|--------|--------|----|
| 960-030 | 120VAC | B Attachment, Water-cooled, Catalog No. 940-011 | 726.00 | 781.00 | 802.00 | A1 |
| 960-031 | 230VAC | | 744.00 | 796.00 | 818.00 | A1 |
| 960-032 | 120VAC | BP Attachment, Waterless, Catalog No. 940-012 | 722.00 | 770.00 | 791.00 | A1 |
| 960-033 | 230VAC | | 734.00 | 784.00 | 808.00 | A1 |

TOE CLIPPER-PAK -- MECHANICAL DRIVE

| | | | | | | |
|---------|--------|--|--------|--------|--------|----|
| 960-038 | 120VAC | B11 Toe Clipping Attachment, Catalog No. 940-005 | 722.00 | 770.00 | 791.00 | A1 |
| 960-039 | 230VAC | | 734.00 | 784.00 | 808.00 | A1 |

② NOTE: To order 230VAC system with European power cord, add suffix "F" to catalog number (Example: 960-031F) and add \$5.00 to the list price.

DEBEAKERS ③

| CATALOG NUMBER | INPUT VOLTAGE | PRODUCT DESCRIPTION | SUGGESTED LIST PRICE | CODE |
|----------------|---------------|--|----------------------|------|
| 950-088 | 120VAC | Improved Super Debeaker® (Without Foot Pedal) | 318.00 | A1 |
| 950-089 | 230VAC | | 326.00 | A1 |
| 940-027 | | Optional Hand rest Assembly for Improved Super Debeaker® | 18.00 | D |
| 900-058 | | Metal - Foot Pedal (Galvanized) & Chain for Debeakers. To order with Debeaker®, add foot pedal list price to Debeaker® price and suffix FP to Debeaker® catalog number | 19.00 | D |

③ NOTE: To order 230VAC Debeaker® with European power cord, add suffix "F" to catalog number (Example: 950-089F) and add \$5.00 to the list price.

POW-R-PAKS WITH MECHANICAL DRIVE ④

| CATALOG NUMBER | INPUT VOLTAGE | PRODUCT DESCRIPTION | SUGGESTED LIST PRICE | CODE |
|----------------|---------------|---|----------------------|------|
| 900-130 | 120VAC | Mechanical Drive Pow-R-Pak with Precision Cam | 402.00 | A1 |
| 900-131 | 230VAC | Mechanical Drive Pow-R-Pak with Precision Cam | 409.00 | A1 |
| 900-132 | 120VAC | Mechanical Drive Pow-R-Pak with Hen Cam | 402.00 | A1 |
| 900-133 | 230VAC | Mechanical Drive Pow-R-Pak with Hen Cam | 409.00 | A1 |
| 900-136 | 120VAC | Mechanical Drive Pow-R-Pak with Double Acting Cam | 402.00 | A1 |
| 900-137 | 230VAC | Mechanical Drive Pow-R-Pak with Double Acting Cam | 409.00 | A1 |

④ NOTE: To order 230VAC Pow-R-Pak with European power cord, add suffix "F" to catalog number (Example: 900-131F) and add \$5.00 to the list price.

* PRICE OF POW-R-PAK DOES NOT INCLUDE CONTROL.

MECHANICAL POW-R-PAK CONTROL ORDERING INFORMATION

Control should be ordered with unit. Controls may be added in the field, but it is not recommended, as some knowledge of tools and wiring is required. To order a control with the Pow-R-Pak add the suffix shown below to the Pow-R-Pak catalog number. Example: To order a 120VAC Pow-R-Pak with a Precision Cam and a Finger Touch Control, the catalog number would be 900-130TC. Note: All mechanical Pow-R-Paks are CE approved.

| CATALOG NUMBER | CONTROL SUFFIX | TYPE OF CONTROL | SUGGESTED LIST PRICE | CODE |
|----------------|----------------|---|----------------------|------|
| 900-134 | TC | Finger Touch Control for Mechanical Drive | 50.00 | D |
| 900-135 | FS | Foot Switch Control for Mechanical Drive | 72.00 | D |

* To obtain complete Pow-R-Pak price with control, add suggested list price of Pow-R-Pak for total price.

DEBEAKER® ACCESSORIES

| CATALOG NUMBER | PRODUCT DESCRIPTION | SUGGESTED LIST PRICE | CODE |
|----------------|---|----------------------|------|
| 900-025 | 120VAC Debeaker® Light | 47.00 | C |
| 900-026 | 230VAC Debeaker® Light ⑤ | 52.00 | C |
| 240-010 | Replacement Bulb for 120V Debeaker® Light | 4.00 | D |
| 240-018 | Replacement Bulb for 230V Debeaker® Light | 11.00 | D |
| 900-111 | 120VAC Smoke Dispenser-Pak | 102.00 | C |
| 900-112 | 230VAC Smoke Dispenser-Pak ⑤ | 121.00 | C |
| 940-000 | A101Y Adjustable Stand -- for Debeaker® only | 124.00 | C |
| 940-000P | A101Y Adjustable Stand -- for use with Pow-R-Pak & Systems | 124.00 | C |
| 940-001 | A101YC with Chick Box Support -- for Debeaker® only | 139.00 | C |
| 940-001P | A101YC with Chick Box Support -- for use with Pow-R-Pak & Systems | 139.00 | C |
| 120-151 | Top Holder Plate for Pow-R-Pak used on 101Y & 101YC Stands | 28.00 | D |
| 120-164 | Top Holder Plate for Super, Super V & Dual used on 101Y & 101YC | 28.00 | D |
| 940-003 | A101X-EZ Tripod Stand with Foot Pedal for Manual Debeaker | 124.00 | C |

⑤ NOTE: To order 230VAC Debeaker® Light or Smoke Dispenser with European power cord, add suffix "F" to catalog number (Example: 900-026F) and add \$5.00 to the list price.

SUPER V DEBEAKER® ATTACHMENTS

| CATALOG NUMBER | PRODUCT DESCRIPTION | SUGGESTED LIST PRICE | CODE |
|----------------|---|----------------------|------|
| 940-052 | Precision Beak Trimming Attachment (Water-cooled) B | 47.00 | C |
| 120-180 | Gauge Support Bar (With Hardware) | 27.00 | C |
| 120-016 | B Gauge Stainless Steel (Water-cooled) | 9.00 | C |
| 310-003 | Regulator | 3.00 | C |
| 310-046 | Hose -- Specify for Super V Precision Attachment | 6.00 | C |
| 930-000 | BC Blade | 4.00 | B |
| 940-046 | Precision Beak Trimming Attachment (Waterless) BP | 36.00 | C |
| 120-180 | Gauge Support Bar (With Hardware) | 27.00 | C |
| 120-017 | BP Gauge Stainless Steel (Waterless) | 6.00 | C |
| 930-000 | BC Blade | 4.00 | B |
| 940-049 | Older Bird Beak Trimming Attachment | 38.00 | C |
| 120-199 | Beak Gauge Support Bracket (With Hardware) | 24.00 | C |
| 120-197 | Older Bird Beak Gauge (Stainless) | 12.00 | C |
| 930-006 | H Blade | 3.00 | B |
| 940-048 | Toe Clipping Attachment | 36.00 | C |
| 120-180 | Gauge Support Bar (With Hardware) | 27.00 | C |
| 120-046 | B11T Gauge Stainless (With Hardware) | 6.00 | C |
| 930-000 | BC Blade | 4.00 | B |
| 940-047 | Day-Old Turkey Beak Trimming Attachment | 46.00 | C |
| 120-198 | Beak Support Bar (With Hardware) | 27.00 | C |
| 120-181 | L.H. Beak Bar Support (With Hardware) | 7.00 | C |
| 120-182 | R.H. Beak Bar Support (With Hardware) | 7.00 | C |
| 120-142 | Adjustable Beak Stop (With Hardware) | 3.00 | C |
| 930-013 | MN2 Blade | 4.00 | B |
| 940-051 | TT Beak Trimming Attachment | 66.00 | C |
| 120-183 | TL Gauge Support (With Hardware) | 22.00 | C |
| 120-041 | TL Gauge | 21.00 | C |
| 120-042 | Tongue Depressor | 7.00 | C |
| 120-181 | L.H. Support Bar Bracket (With Hardware) | 7.00 | C |
| 120-182 | R.H. Support Bar Bracket (With Hardware) | 7.00 | C |
| 930-018 | TV Blade | 7.00 | B |

SUPER DEBEAKER® BEAK SUPPORTS AND "U" BRACKETS

| CATALOG NUMBER | PRODUCT DESCRIPTION | SUGGESTED LIST PRICE | CODE |
|----------------|---|----------------------|------|
| 120-002 | Standard Beak Support | 7.00 | C |
| 120-003 | Reinforced Standard Beak Support (Rod Under Indent) | 13.00 | C |
| 120-140 | Water-cooled Standard Beak Support (Water Tube Under) | 13.00 | C |
| 120-001 | Flat Beak Support | 7.00 | C |
| 120-144 | Reinforced Flat Beak Support (Rod Under Support) | 13.00 | C |
| 120-143 | Water-cooled Flat Beak Support (Water Tube Under) | 13.00 | C |
| 120-008 | U Bracket - For Most Attachments | 9.00 | C |
| 120-010 | U Bracket - For BHT Attachments | 9.00 | C |
| 120-012 | U Bracket - For MN Attachments | 9.00 | C |

SUPER DEBEAKER® ATTACHMENTS (NOTE: Indented numbers under 940 - are individual part numbers.)

| CATALOG NUMBER | PRODUCTION DESCRIPTION | SUGGESTED PRICE LIST | CODE |
|----------------|--|----------------------|------|
| 940-005 | B11T Toe Clipping Attachment - Complete | 18.00 | C |
| 120-008 | U Bracket with Hardware | 9.00 | C |
| 120-046 | B11T Stainless Steel Gauge with Hardware | 6.00 | C |
| 930-000 | BC Blade | 4.00 | B |
| 940-006 | BHT Beak-Heat -Treater Attachment - Complete | 34.00 | C |
| 120-010 | U Bracket with Hardware | 9.00 | C |
| 260-080 | Height Adjusting Screws (2 Required) | 3.00 pr | D |
| 120-011 | Adjustable Beak Support - Water-cooled | 11.00 | C |
| 310-003 | Regulator | 3.00 | C |
| 310-054 | Hose Kit - Consists of 12" & 42" Plastic Tubing - Specify for BHT | 6.00 | C |
| 930-010 | IRXW Blade (searing area approx. 1/4" wide) | 4.00 | B |
| 940-008 | MN Attachment (Mike's Notching Set-up) - Complete | 24.00 | C |
| 120-012 | U Bracket with Hardware | 9.00 | C |
| 120-013 | BHA Blade Height Adjuster | 11.00 | C |
| 930-013 | MN2 Blade | 4.00 | B |
| 940-011 | B Block Debeaking Attachment (Water-cooled) - Complete | 29.00 | C |
| 120-008 | U Bracket with Hardware | 9.00 | C |
| 120-016 | "B" Stainless Steel Gauge, Water-cooled with Hardware | 9.00 | C |
| 310-003 | Regulator | 3.00 | C |
| 310-046 | Hose - Specify for B Attachment | 6.00 | C |
| 930-000 | BC Blade | 4.00 | B |
| 940-012 | BP Block Debeaking Attachment (Waterless) - Complete | 18.00 | C |
| 120-008 | U Bracket with Hardware | 9.00 | C |
| 120-017 | BP Stainless Steel Gauge with Hardware | 6.00 | C |
| 930-000 | BC Blade | 4.00 | B |
| 940-014 | IR Upper Beak Removal Attachment - Complete | 35.00 | C |
| 120-008 | U Bracket with Hardware | 9.00 | C |
| 120-018 | IR8 Stainless Steel Gauge, Water-cooled with Hardware | 9.00 | C |
| 120-019 | IR9 Stainless Steel Gauge, Waterless with Hardware | 6.00 | C |
| 310-003 | Regulator | 3.00 | C |
| 310-046 | Hose - Specify for IR Attachment | 6.00 | C |
| 930-000 | BC Blade | 4.00 | B |
| 940-015 | IR Upper Beak Removal Attachment (Waterless) - Complete | 24.00 | C |
| 120-008 | U Bracket with Hardware | 9.00 | C |
| 120-026 | IR8 Stainless Steel Gauge, Waterless with Hardware, (2 gauges @ 5.25 each) | 12.00 | C |
| 930-000 | BC Blade | 4.00 | B |
| 940-016 | IR Game Bird Attachment - Complete | 35.00 | C |
| 120-008 | U Bracket with Hardware | 9.00 | C |
| 120-020 | IR6 Stainless Steel Gauge, for Quail, Water-cooled | 9.00 | C |
| 120-021 | IR7 Stainless Steel Gauge, Waterless with Hardware | 6.00 | C |
| 310-003 | Regulator | 3.00 | C |
| 310-046 | Hose - Specify for IR Attachment | 6.00 | C |
| 930-000 | BC Blade | 4.00 | B |
| 940-024 | TT Attachment Kit, Converts Super to Super TT Debeaker® | 55.00 | C |
| 120-131 | TT Beak Support Bracket with Hardware | 21.00 | C |
| 120-041 | TL Blade Guide & Beak Gauge | 19.00 | C |
| 120-062 | Blade Rod Support Bracket | 2.00 | C |
| 260-032 | Male Wing Screw, 8-32 x 1/2" | 2.00 | D |
| 120-042 | Tongue Depressor | 7.00 | C |
| 930-018 | TV Blade | 7.00 | B |

*NOTE: IN ADDITION TO THE ATTACHMENTS SHOWN ABOVE AND ON PAGE 4, ADDITIONAL GAUGES FOR USE WITH THE NUMBER 120-008 ARE SHOWN BELOW. (HARDWARE INCLUDED WITH GAUGES.)

| | | | |
|---------|--|------|---|
| 120-023 | BPX Stainless Steel Gauge, Waterless | 6.00 | C |
| 120-024 | B11 Stainless Steel Gauge, Waterless | 6.00 | C |
| 120-025 | No. 11 Stainless Steel Gauge, Waterless | 6.00 | C |
| 120-027 | IR6 Stainless Steel Gauge, Waterless | 6.00 | C |
| 120-028 | IR10 Stainless Steel Gauge, Waterless | 6.00 | C |
| 120-035 | BPX Stainless Steel Gauge, Water-cooled | 9.00 | C |
| 120-036 | B11 Stainless Steel Gauge, Water-cooled | 9.00 | C |
| 120-037 | No. 11 Stainless Steel Gauge, Water-cooled | 9.00 | C |
| 120-020 | IR6 Stainless Steel Gauge, Water-cooled | 9.00 | C |
| 120-038 | IR10 Stainless Steel Gauge, Water-cooled | 9.00 | C |
| 120-250 | Euro Gauge - Waterless -7 & 7.5MM | 7.00 | C |
| 120-251 | Euro Gauge - Waterless - 8MM | 7.00 | C |

EGG CANDLERS

| CATALOG NUMBER | PRODUCTION DESCRIPTION | SUGGESTED LIST PRICE | CODE |
|----------------|--|----------------------|------|
| 950-076 | 120VAC, Hi-Intensity Egg Candler | 391.00 | W |
| 950-077 | 230VAC, Hi-Intensity Egg Candler © | 394.00 | W |
| 950-104 | 120VAC, Hi-Intensity Egg Candler (Zoo Model) | 407.00 | W |
| 950-105 | 230VAC, Hi-Intensity Egg Candler (Zoo Model) © | 410.00 | W |
| 240-030 | Replacement Bulb for 950-076 & 950-077 Hi-Intensity | 64.00 | D |
| 240-031 | Replacement Bulb for 950-104 & 950-105 Hi-Intensity | 67.00 | D |
| 950-070 | 120VAC, Hi-Power Egg Tester | 196.00 | C |
| 950-071 | 230VAC, Hi-Power Egg Tester © | 203.00 | C |
| 900-110 | Extra Candler for Hi-Power Tester | 39.00 | D |
| 240-029 | Replacement Bulb for 950-070 & 950-071 Hi-Power | 3.50 | D |
| 950-107 | 120VAC, Econo Candler | 59.00 | C |
| 950-108 | 230VAC, Econo Candler © | 64.00 | C |
| 950-015 | 120VAC, Standard Egg Tester | 38.00 | C |
| 950-079 | 230VAC, Standard Egg Tester | 45.00 | C |
| 240-001 | Replacement Light Bulb for 120VAC Cool-Lite & Standard | 3.80 | D |
| 240-018 | Replacement Light Bulb for 230VAC Cool-Lite & Standard | 10.00 | D |

© NOTE: To order 230VAC Candles with European power cord, add suffix "F" to catalog number (Example: 950-077F) and add \$5.00 to the list price.

THERMOMETERS AND HYGROMETERS

| | | | |
|---------|---|--------|---|
| 500-004 | Hygrometer, Large Plastic Base | 60.00 | L |
| 500-007 | Incubator Hygrometer, (Wet and Dry Bulb) | 31.00 | K |
| TC-100A | Portable Digital Rechargeable Thermometer, 120VAC Only | 255.00 | P |
| TM-99A | Portable Digital 9 Volt Battery Operated | 235.00 | P |
| DPT-450 | Digital Electronic Stem Thermometer, 1.5 Volt Watch Battery | 48.00 | P |
| 500-020 | Digital Thermo/Hygrometer | 52.00 | P |
| 500-022 | Digital Lab Thermometer | 42.00 | P |
| 500-025 | Digital Thermocouple Thermometer | 300.00 | F |

REPLACEMENT PARTS**DEBEAKER® TRANSFORMER AND TRANSFORMER PARTS**

| | | | |
|---------|--|--------|---|
| 480-002 | 120VAC, Super Debeaker® Transformer | 124.00 | D |
| 480-003 | 230VAC, Super Debeaker® Transformer | 132.00 | D |
| 480-013 | 120VAC, Super V Debeaker® Transformer | 124.00 | D |
| 480-014 | 230VAC, Super V Debeaker® Transformer | 132.00 | D |
| 200-036 | Transformer Lead Terminal (8-32 SS Stud in Copper, 2 Required) | 6.30ea | D |
| 260-026 | Stainless Steel Stud | 1.15 | D |

DEBEAKER® HEAT CONTROLS AND KNOBS

| | | | |
|---------|--|-------|---|
| 400-004 | Rheostat (Heat Control) for 120VAC Debeaker® | 40.00 | D |
| 400-005 | Rheostat (Heat Control) for 230VAC Debeaker® | 40.00 | D |
| 220-008 | Solid State Heat Control for 120VAC Super V | 66.00 | D |
| 220-009 | Solid State Heat Control for 230VAC Super V | 66.00 | D |
| 240-008 | Knob for All Heat Controls | 2.75 | D |

DEBEAKER® FRONT END CLEANING TOOLS

| | | | |
|---------|--|------|---|
| 300-021 | Stainless Steel Wire Brush (Wood Handle) | 4.50 | D |
|---------|--|------|---|

DEBEAKER® FRONT END PARTS

| | | | |
|---------|--|---------|---|
| 900-114 | Debeaker® Head Kit | 12.50 | D |
| 300-004 | Insulator - Porcelain Block | 7.00 | D |
| 260-004 | Insulator Mounting Hardware Kit | 1.55 | D |
| 120-165 | Blade Holder Bars (2 required) - NEW STYLE | 3.25 ea | D |
| 260-003 | Blade Bar Mounting Hardware Kit | 2.05 | D |
| 260-024 | Spring | 3.10 | D |
| 260-002 | Eyebolt and Nut | 1.55 | D |

REPLACEMENT PARTS (Continued)**POWER CORDS, TERMINAL BLOCKS AND PILOT LIGHTS**

| CATALOG NUMBER | PRODUCT DESCRIPTION | SUGGESTED LIST PRICE | CODE |
|----------------|--|----------------------|------|
| 200-028 | 6 Ft. 18/3 Power Cord for 120VAC Units | 10.00 | D |
| 200-029 | 6 Ft. 18/3 Power Cord for 230VAC Units | 10.75 | D |
| 200-008 | EUROPEAN Type Power Cord, 230VAC | 19.50 | D |
| 200-014 | 4 Tie Terminal Block | 6.75 | D |
| 200-042 | 6 Tie Terminal Block | 8.25 | D |
| 240-032 | Neon Pilot Light for 120VAC Units | 9.50 | D |
| 240-033 | Neon Pilot Light for 230VAC Units | 9.50 | D |

MISCELLANEOUS DEBEAKER® PARTS

| | | | |
|----------|--|---------|---|
| 460-016 | Power On-Off Switch Super V | 14.50 | D |
| 460-009 | Limit Switch for Super V | 8.75 | D |
| 110-060 | Super Debeaker® Carriage (No Parts Mounted) for 950-088 & 950-089 | 32.00 | D |
| 110-060A | Super Debeaker® Carriage With All Parts Mounted for 950-088 (120VAC) | 263.00 | D |
| 110-058A | Base Assembly With Parts | 54.00 | D |
| 110-044 | Posi-Guide Kit (Not Used On Improved Super Debeaker®) 2 required | 8.75 ea | D |

GEAR MOTORS, FAN MOTORS AND FAN BLADES

| | | | |
|-----------|---|--------|---|
| 320-002 | 120VAC Gear motor, 23 RPM | 122.00 | D |
| 320-003 | 230VAC Gear motor, 23 RPM | 123.75 | D |
| 320-004 | 120VAC Gear motor, 33 RPM | 126.75 | D |
| 320-005-1 | 230VAC Gear motor, 33 RPM | 132.00 | D |
| 320-108-1 | 120VAC Gear motor, 50 RPM (Toe Clipping) w/mtg. plate | 131.00 | D |
| 320-009 | 120VAC Fan Motor | 37.00 | D |
| 320-017 | 230VAC Fan Motor | 39.00 | D |
| 320-016 | Fan Blade, 2 5/8" | 4.00 | D |
| 320-007 | Fan Blade, 2 3/16"(for gear motors) | 4.00 | D |
| 320-034 | Fan Blade, 3 1/2" (for exhaust on Super V) | 4.00 | D |

CAMS FOR SUPER V DEBEAKER® AND POW-R-PAKS

| | | | |
|---------|---|-------|---|
| 320-023 | Cam, "Precision" | 20.75 | D |
| 320-026 | Cam, "Double Acting" (For Toe Clipping Units) | 20.75 | D |
| 320-027 | Cam, "Hen" | 20.75 | D |

REPLACEMENT PARTS FOR MECHANICAL AND CABLE DRIVE POW-R-PAKS

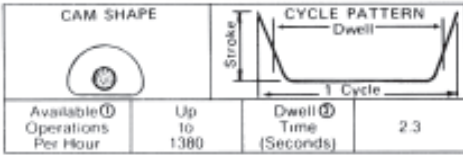
| | | | |
|---------|--|---------|---|
| ----- | Clevis Pin (Use Catalog Part Number CC187-PH112) | 1.00 | D |
| 320-021 | Actuator Arm | 10.00 | D |
| 320-098 | Plastic Roller Assembly | 8.75 | D |
| 260-025 | Rubber Feet (4 Used on Unit) | 1.25 ea | D |
| 460-008 | Toggle Switch - SPST | 10.00 | D |
| 320-030 | Bearing Block Assembly | 21.75 | D |
| 460-009 | Switch, Sensitive, Snap | 9.00 | D |

REPLACEMENT PARTS FOR CABLE DRIVE POW-R-PAKS

| | | | |
|---------|---------------------|-------|---|
| 320-028 | Cable Assembly | 12.50 | D |
| 320-029 | Pulley Assembly | 10.75 | D |
| 200-015 | Receptacle Assembly | 10.50 | D |

CONTROLS (PLUG IN TYPE) FOR OLDER UNITS & CABLE DRIVE POW-R-PAK

| | | | |
|---------|---------------------------|-------|---|
| 900-107 | Finger Touch Control (TC) | 60.75 | D |
| 900-109 | Foot Switch Control (FS) | 77.25 | D |



Precision Cam Pow-R-Pak for Precision Beak Trimming

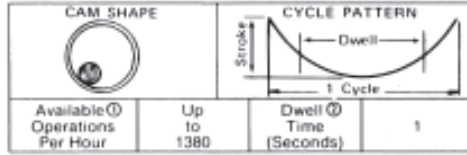
This Pow-R-Pak uses a cam designed specifically for the 6 - 10 day old Precision Block Debeaking of layers and breeders with the recommended 2+ seconds of cauterization. Properly done, this method of beak trimming will usually last for the life of the bird and eliminates the need to retrim beaks at a later date. UNIT MUST BE USED WITH A CONTROL.

PRECISION POW-R-PAK*

| | |
|----------------------|-----------------------|
| Input Voltage | Catalog Number |
| 50/60Hz | 900-130 |
| 120VAC | 900-130 |
| 230VAC | 900-131 |

CONTROL METHOD

| | |
|--------------------|----------------------|
| Foot Switch | Touch Control |
| 900-130FS | 900-130TC |
| 900-131FS | 900-131TC |



Hen Cam Pow-R-Pak for Chicks, Poults, or Hens

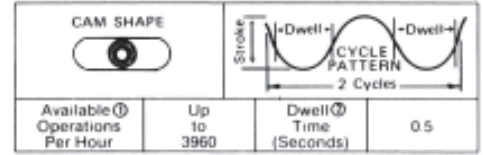
The Hen Cam Pow-R-Pak can be used to beak trim from 150 to 1200 birds per hour depending on whether they are chicks, poults, or hens. Cam shape provides maximum power available to Debeaker®. The cycle pattern makes this unit an ideal power unit for many types of beak trimming and is a good unit for TT and poult beak trimming.

HEN CAM POW-R-PAK*

| | |
|----------------------|-----------------------|
| Input Voltage | Catalog Number |
| 50/60Hz | 900-132 |
| 120VAC | 900-132 |
| 230VAC | 900-133 |

CONTROL METHOD

| | |
|--------------------|----------------------|
| Foot Switch | Touch Control |
| 900-132FS | 900-132TC |
| 900-133FS | 900-133TC |



Toe Clipping Pow-R-Pak with Double Acting Cam

These units are designed primarily for toe clipping using the B11T Toe Clipping Attachment. Each shaft revolution of the double acting cam gives two cycles of Debeaker® operation. Units may be used with or without a control method.

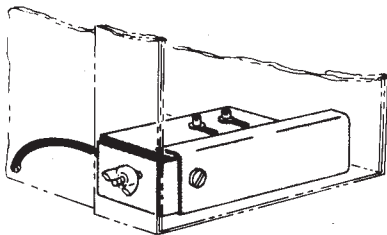
TOE CLIPPING POW-R-PAK*

| | |
|----------------------|-----------------------|
| Input Voltage | Catalog Number |
| 50/60Hz | 900-136 |
| 120VAC | 900-136 |
| 230VAC | 900-137 |

CAM No Control Method

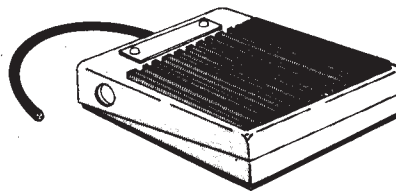
| | |
|----------------------|-----------|
| Double Acting | 900-136NC |
| | 900-137NC |

****POW-R-PAK CONTROLS:** Important - Controls must be specified when ordering POW-R-PAK.



FINGER TOUCH CONTROL

Mounts conveniently on Debeaker® front for easy finger operation. Add suffix TC to POW-R-PAK Catalog Number.



FOOT SWITCH CONTROL

Hands free operation with nominal foot pressure in the standing or sitting position. Add suffix FS to POW-R-PAK Catalog Number.

| CONTROL ORDERING INFORMATION | | |
|------------------------------|--------------------------|------------------------|
| Suffix To Power Unit Catalog | Control Type Description | For Control Only-Order |
| TC | Finger Touch Control | 900-134 |
| FS | Foot Switch | 900-135 |
| (NOTE: Not Splash Proof) | | |

**Controls may be added in the field but some knowledge of tools and wiring is required. Controls should be ordered with POW-R-PAK where possible.

***SHIPPING WEIGHT - Pow-R-Pak Shipping Weight 8 lbs., 3.6 Kilos. Control Shipping Weight - 1 lb., .45 Kilos**

NOTES:

1. Available operations per hours based on 120VAC or 230VAC input @ 60Hz. with units running free of control at rated load.
2. Dwell time is the total time cauterizing blade is in contact with the bird's beak or toes.